

**20th Annual On-Property
Ram Sale List**

Tuesday 18th September 2018

Inspections from 10am - Auction at 1pm
Offering 130 quality selected poll merino rams
Private treaty rams available from after the sale

MEMO OF SIRES:

Autumn Drop

- GG 120018 x L 080445
 - GG 130418 x L 080445
 - GG 150825 x WP 130518
 - GG 150891 x WP 130518
 - RomRJ 150092 x JC&S 130242 (Purchased in 2016)
 - Moorundie 150007 (Purchased in 2016)
 - WP 140368 (Ade) x WP 120912 (Purchased in 2015)
 - WP 134118 x WP 090099
 - WP 130518 x WP 110188
- } joined in syndicate

Winter Drop - AI

- Rom RJ 150092 x JC&S 130242
- Moorundie 150007

Spring Drop

- GG 150825 x WP 130518
- GG 150925 x WP 130518
- WP 140368 x WP 120912
- WP 130518 x WP 110188

GullenGamble Merinos are:

****OJD VACCINATED**

- ◆ Autumn Drop –mid April/May 2017
- ◆ Winter Drop – July 2017 ('W' in front of number on ear tag)
- ◆ Spring Drop -Sept/Oct 2017 ('S' in front of number on ear tag)

****BRUCELLOSIS ACCREDITED**

❖ ASBV Run Date: 23/08/18

****FOOTROT DECLARED FREE**

- ◆ Shorn: 4 - 5 April 2018
- ◆ Tested: 22 August 2018
- ◆ BW—Rams weighed: 27 August 2018

 Top 5% - Industry Trait Leaders

 Top 10% - Industry Trait Leaders

 Top 20% - Industry Trait Leaders



ON PROPERTY RAM SALE LIST

TUESDAY 18th SEPTEMBER 2018 Inspection 10am Sale 1pm

"GullenGamble" 309 GullenGamble Rd Yeoval

Mark & Kym Kerin 02 68464252

gullen@bordernet.com.au www.gullengamblemerinos.com.au


LOT	TAG NO	POLL	SIRE	DOB	MIC	SD	CV	CF	YWT	YFAT	YEMD	YCFW	DP+	BWT	Notes
1	170562	POLL	GG150891	Apr-17	18.9	2.8	14.8	99.8	5.1	-0.5	0.0	27.6	159	102	
2	170259	POLL	GG130418	Apr-17	18.2	2.6	14.2	99.8	7.8	-0.2	-0.7	16.9	149	116	
3	170833	POLL	ROM RJ 150092	Apr-17	18.7	3.0	15.9	99.8	5.4	-0.7	-0.3	32.1	174	100	
4	170289	POLL	GG150925	Apr-17	16.5	2.5	15.0	100	3.8	-0.1	-0.4	17.3	143	113	
5	170002	POLL	GG120018	Apr-17	18.3	2.5	13.4	100	6.9	-0.4	-0.7	27.4	156	106	
6	170687	POLL	Moorundie 007	Apr-17	19.4	2.8	14.2	99.2	9.0	-0.3	0.5	23.3	155	122	
7	170099	POLL	GG120018	Apr-17	18.4	2.8	15.0	99.8	7.6	-0.3	-1.2	22.8	147	107	
8	170416	POLL	GG150825	Apr-17	19.9	3.5	17.7	99.8	5.3	-0.9	-2.0	27.7	145	110	
9	170654	POLL	GG130418	Apr-17	17.4	2.8	16.1	99.8	7.0	0.0	-0.7	15.4	140	104	
10	170632	POLL	GG150891	Apr-17	20.3	2.9	14.1	99.8	6.2	-0.6	-0.9	25.3	155	106	
11	170661	POLL	Moorundie 007	Apr-17	19.2	3.0	15.7	99.8	8.4	-0.2	1.1	23.4	155	112	
12	170679	POLL	Moorundie 007	Apr-17	19.7	2.7	13.6	100	6.4	0.1	0.7	29.5	157	104	
13	171006	POLL	WP134118/WP130518SYD	Apr-17	18.4	3.0	16.1	99.8	6.3	-0.4	0.0	17.9	149	115	
14	170108	POLL	GG120018	Apr-17	18.1	2.5	14.0	99.5	6.3	-0.1	-0.8	20.5	138	119	
15	170152	POLL	GG130418	Apr-17	18.5	3.2	17.5	99.8	7.6	0.1	-0.4	16.9	144	104	
16	170338	POLL	GG150925	Apr-17	18.2	3.2	17.9	99.5	3.2	-0.1	-0.1	16.0	144	106	
17	170428	POLL	GG150825	Apr-17	20.0	4.0	19.8	99.5	4.0	-0.2	-0.4	25.8	140	104	
18	170122	POLL	GG130418	Apr-17	18.0	2.8	15.6	99.5						109	
19	171014	POLL	WP134118/WP130518SYD	Apr-17	18.3	2.6	14.3	100	3.5	-0.4	-0.1	23.2	153	97	
20	170694	POLL	Moorundie 007	Apr-17	19.6	2.5	12.6	100	7.5	-0.2	0.5	22.7	152	113	
21	170456	POLL	GG150825	Apr-17	21.4	3.3	15.6	99.2	4.5	-0.7	-1.2	25.1	142	106	
22	170784	POLL	ROM RJ 150092	Apr-17	16.1	2.3	14.2	99.8	3.0	-0.6	-0.8	18.5	150	95	
23	170124	POLL	GG130418	Apr-17	18.8	2.6	13.9	99.8	7.1	-0.1	-0.5	13.4	139	108	
24	170808	POLL	ROM RJ 150092	Apr-17	16.8	2.7	15.8	99.8	5.3	-0.8	-0.7	29.3	171	94	
25	170285	POLL	GG150925	Apr-17	16.7	2.6	15.5	100	2.9	0.4	-0.2	18.1	142	93	
26	170895	POLL	WP140368	Apr-17	18.4	2.5	13.6	99.8	2.8	0.3	0.3	21.4	147	92	
27	170255	POLL	GG130418	Apr-17	17.8	2.7	15.3	99.8	5.9	-0.4	-0.7	16.3	143	94	
28	170790	POLL	ROM RJ 150092	Apr-17	18.7	2.9	15.7	99.8	5.6	-0.7	-0.7	23.6	157	83	
29	171068	POLL	WP134118/WP130518SYD	Apr-17	18.4	2.6	14.0	99.8	3.0	-0.5	-0.9	18.5	140	87	


Top 5% - Industry Trait Leaders


Top 10% - Industry Trait Leaders

Top 20% - Industry Trait Leaders

LOT	TAG NO	POLL	SIRE	DOB	MIC	SD	CV	CF	YWT	YFAT	YEMD	YCFW	DP+	BWT	Notes
30	170564	POLL	GG150891	Apr-17	18.3	2.5	13.7	99.8	3.2	-0.8	-1.1	30.1	152	87	
31	170902	POLL	WP140368	Apr-17	18.5	2.4	13.0	100	5.0	0.3	0.2	21.6	147	84	
32	170398	POLL	GG150825	Apr-17	19.7	2.7	13.7	99.5	2.7	-0.7	-0.8	22.5	133	83	
33	171039	POLL	WP134118/WP130518SYD	Apr-17	17.9	2.6	14.6	99.5	3.2	-0.9	-0.9	21.7	146	85	
34	170133	POLL	GG130418	Apr-17	18.1	2.5	14.0	100	5.2	-0.3	-1.2	19.2	140	88	
35	170064	POLL	GG120018	Apr-17	19.6	2.6	13.4	100	5.9	-0.1	-0.8	23.9	143	91	
36	170580	POLL	GG150891	Apr-17	19.1	2.5	13.3	99.8	4.5	-0.7	-0.3	28.9	160	94	
37	170383	POLL	GG150825	Apr-17	17.8	2.3	13.1	100	3.8	-0.6	-0.9	22.5	138	94	
38	170843	POLL	ROM RJ 150092	Apr-17	18.1	2.5	13.9	100	7.1	0.0	-0.1	23.9	163	96	
39	170781	POLL	ROM RJ 150092	Apr-17	19.5	2.6	13.4	100	6.0	-0.7	-0.3	31.7	167	105	
40	170438	POLL	GG150825	Apr-17	20.4	2.8	14.0	100	5.7	-0.9	-1.4	24.7	141	107	
41	W171534	POLL	Moorundie 007	Jun-17	17.2	2.4	13.9	100	5.4	-0.6	-0.2	25.2	154	95	
42	W171689	POLL	ROM RJ 150092	Jun-17	17.7	3.3	18.7	99.5	7.3	-0.3	0.4	27.4	163	91	
43	W171720	POLL	ROM RJ 150092	Jun-17	18.2	2.3	12.9	100	7.1	-0.1	1.0	19.1	156	86	
44	W171600	POLL	Moorundie 007	Jun-17	18.1	2.3	12.9	100	6.0	-0.5	-0.1	22.1	147	95	
45	W171658	POLL	ROM RJ 150092	Jun-17	17.5	3.4	19.4	99	3.7	-0.5	0.5	22.8	154	76	
46	W171621	POLL	ROM RJ 150092	Jun-17	16.9	2.9	17.2	99.2	5.7	-1.0	-0.8	29.1	168	91	
47	W171706	POLL	ROM RJ 150092	Jun-17	17.3	2.4	13.7	100	7.1	-0.2	0.6	26.4	168	92	
48	W171620	POLL	ROM RJ 150092	Jun-17	17.6	2.8	16.0	99.8	6.5	-1.1	-0.7	32.4	174	85	
49	W171626	POLL	ROM RJ 150092	Jun-17	17.3	3.5	20.1	99.8	6.0	-0.3	-0.4	20.1	159	83	
50	W171586	POLL	Moorundie 007	Jun-17	17.7	3.0	17.1	99.5	6.6	-0.5	0.0	22.0	143	86	
51	W171699	POLL	ROM RJ 150092	Jun-17	17.5	2.7	15.2	99.8	4.1	-0.9	-0.5	24.8	158	78	
52	W171693	POLL	ROM RJ 150092	Jun-17	16.7	2.7	16.2	99.8	6.0	-0.6	-0.3	27.4	162	87	
53	W171719	POLL	ROM RJ 150092	Jun-17	18.4	2.5	13.7	99.8	6.4	-0.6	-0.5	22.4	158	86	
54	W171683	POLL	ROM RJ 150092	Jun-17	17.9	2.5	14.1	99.8	6.2	-0.4	0.2	23.2	166	89	
55	W171625	POLL	ROM RJ 150092	Jun-17	17.1	2.5	14.7	100	5.5	-0.3	-0.6	26.4	159	85	
56	W171679	POLL	ROM RJ 150092	Jun-17	18.2	2.8	15.2	100	7.0	-0.8	-0.2	31.7	176	86	
57	W171638	POLL	ROM RJ 150092	Jun-17	17.2	2.6	14.9	99.8	7.0	-0.5	0.3	19.2	165	89	
58	W171643	POLL	ROM RJ 150092	Jun-17	18.2	2.8	15.5	100	8.8	-0.8	-0.5	23.0	166	93	
59	W171691	POLL	ROM RJ 150092	Jun-17	19.2	3.0	15.6	99.5	8.8	-0.9	-0.4	30.3	173	96	
60	W171535	POLL	Moorundie 007	Jun-17	18.5	2.8	15.2	100	8.4	-0.1	-0.3	24.6	144	103	
61	W171668	POLL	ROM RJ 150092	Jun-17	17.4	2.8	16.1	99.8	8.3	-0.3	0.3	29.6	175	91	
62	W171714	POLL	ROM RJ 150092	Jun-17	16.2	2.4	14.5	100	6.1	-0.5	0.0	25.2	162	92	
63	W171628	POLL	ROM RJ 150092	Jun-17	16.4	2.5	15.3	99.8	5.4	-0.8	-0.3	21.8	160	82	
64	W171695	POLL	ROM RJ 150092	Jun-17	17.6	2.7	15.1	99.5	5.7	-0.6	0.4	22.4	163	82	


 Top 5% - Industry Trait Leaders

 Top 10% - Industry Trait Leaders

 Top 20% - Industry Trait Leaders

LOT	TAG NO	POLL	SIRE	DOB	MIC	SD	CV	CF	YWT	YFAT	YEMD	YCFW	DP+	BWT	Notes
65	171069	POLL	WP134118/WP130518SYD	Apr-17	18.0	2.5	14.0	100	2.9	-0.7	-1.2	25.9	149	88	
66	W171655	POLL	ROM RJ 150092	Jun-17	18.2	2.6	14.2	100	7.7	-0.5	-0.2	21.2	166	91	
67	W171657	POLL	ROM RJ 150092	Jun-17	17.6	2.4	13.6	100	6.8	-0.6	-0.1	27.5	166	86	
68	W171618	POLL	ROM RJ 150092	Jun-17	17.2	3.0	17.2	99.5	5.3	-0.1	0.2	25.6	167	72	
69	W171696	POLL	ROM RJ 150092	Jun-17	16.2	2.5	15.4	100	3.8	-0.3	0.6	22.0	161	77	
70	W171713	POLL	ROM RJ 150092	Jun-17	16.9	2.7	16.2	99.8	4.2	-0.8	-0.7	30.9	167	72	
71	W171573	POLL	Moorundie 007	Jun-17	17.7	2.5	14.3	99.5	7.5	-0.6	-0.4	24.5	153	98	
72	170004	POLL	GG120018	Apr-17	18.0	2.3	13.0	100	4.7	-0.3	-0.6	23.9	148	99	
73	W171642	POLL	ROM RJ 150092	Jun-17	15.9	2.4	14.9	100	8.2	-0.5	0.3	21.1	162	86	
74	170536	POLL	GG150891	Apr-17	18.7	2.5	13.7	100	5.3	-0.4	-0.6	21.5	154	97	
75	170894	POLL	WP140368	Apr-17	19.3	3.0	15.3	99.5	4.8	0.1	0.0	25.2	150	92	
76	170876	POLL	WP140368	Apr-17	18.7	2.2	11.6	100	5.6	0.2	0.6	20.9	150	89	
77	170150	POLL	GG130418	Apr-17	17.0	2.4	14.0	100	8.6	-0.2	-0.8	17.6	148	99	
78	170229	POLL	GG130418	Apr-17	16.3	2.3	14.2	100	7.2	0.2	0.4	13.4	152	99	
79	170070	POLL	GG120018	Apr-17	19.0	2.7	14.0	99.8	6.6	0.0	0.0	19.8	147	97	
80	170669	POLL	Moorundie 007	Apr-17	19.8	2.5	12.7	100	6.0	-0.5	0.0	21.8	148	96	
81	170014	POLL	GG120018	Apr-17	19.5	3.4	17.5	99.2	7.5	0.0	-0.3	23.3	149	106	
82	170029	POLL	GG120018	Apr-17	18.4	2.7	14.5	99.8	6.6	0.2	-0.2	17.9	148	101	
83	170173	POLL	GG130418	Apr-17	19.1	2.7	14.3	99.5	7.9	-0.6	-1.5	20.1	143	95	
84	170927	POLL	WP140368	Apr-17	17.2	2.6	15.4	100	4.8	-0.3	-0.8	23.5	148	97	
85	170072	POLL	GG120018	Apr-17	19.3	3.7	19.1	99.2	4.9	-0.1	-1.0	24.3	140	94	
86	170492	POLL	GG150825	Apr-17	18.8	2.6	14.0	100	4.0	-0.9	-1.4	20.5	137	96	
87	170963	POLL	WP140368	Apr-17	18.0	2.5	13.6	100	5.2	-0.1	-1.1	22.8	142	92	
88	170646	POLL	Moorundie 007	Apr-17	20.5	3.5	16.9	99	6.1	-0.1	0.9	18.6	147	96	
89	170817	POLL	ROM RJ 150092	Apr-17	16.0	2.3	14.3	100	5.1	-1.0	-0.9	19.4	157	87	
90	170941	POLL	WP140368	Apr-17	19.3	2.5	12.8	99.8	4.5	0.7	0.6	20.5	143	83	
91	170794	POLL	ROM RJ 150092	Apr-17	19.2	3.1	16.4	99.5	5.4	-0.5	0.4	21.0	163	87	
92	170923	POLL	WP140368	Apr-17	17.0	2.6	15.0	99.8	6.4	-0.2	-0.8	22.5	149	88	
93	170896	POLL	WP140368	Apr-17	20.9	3.5	16.6	99.5	6.4	0.1	-1.4	27.2	144	90	
94	170928	POLL	WP140368	Apr-17	20.3	3.8	18.5	98.5	3.0	0.1	-0.4	33.5	146	92	
95	170569	POLL	GG150891	Apr-17	21.2	3.0	14.0	99.8	5.3	-0.6	-0.4	27.5	157	99	
96	171492	POLL	GG130418	Apr-17	20.1	2.5	12.2	99.8	6.1	0.3	-0.3	16.4	138	94	
97	170621	POLL	GG150891	Apr-17	18.8	2.4	12.8	99.8	8.9	-0.5	-0.8	23.4	158	106	
98	170830	POLL	ROM RJ 150092	Apr-17	18.2	2.4	13.0	100	6.8	-0.5	-0.1	23.0	163	99	
99	170916	POLL	WP140368	Apr-17	18.8	2.8	14.7	100	8.8	0.3	0.0	21.8	152	104	


 Top 5% - Industry Trait Leaders


 Top 10% - Industry Trait Leaders

 Top 20% - Industry Trait Leaders

LOT	TAG NO	POLL	SIRE	DOB	MIC	SD	CV	CF	YWT	YFAT	YEMD	YCFW	DP+	BWT	Notes
100	170059	POLL	GG120018	Apr-17	19.8	3.0	15.4	99.8	7.9	-0.3	-0.8	27.5	153	99	
101	170283	POLL	GG150925	Apr-17	19.8	3.0	15.4	99.8	4.1	0.2	0.1	16.1	142	100	
102	170036	POLL	GG120018	Apr-17	16.6	2.9	17.2	100	9.3	0.1	-0.3	22.1	155	103	
103	170795	POLL	ROM RJ 150092	Apr-17	21.8	3.5	15.9	98.8	8.4	-0.4	0.3	26.4	166	101	
104	170665	POLL	Moorundie 007	Apr-17	20.3	2.9	14.4	99.8	5.6	-0.2	0.4	23.8	151	105	
105	170920	POLL	WP140368	Apr-17	18.4	2.6	14.2	99.8	5.8	0.5	0.3	23.3	151	102	
106	170656	POLL	Moorundie 007	Apr-17	19.7	2.7	13.9	100	7.0	-0.2	-0.1	20.4	144	97	
107	170465	POLL	GG150825	Apr-17	20.5	2.9	14.0	99.8	3.2	-0.7	-0.8	19.8	136	93	
108	170930	POLL	WP140368	Apr-17	17.8	3.0	17.1	99.8	4.3	0.5	-0.2	22.9	147	89	
109	170921	POLL	WP140368	Apr-17	19.4	2.7	14.0	100	5.4	0.1	-0.3	24.4	143	88	
110	171393	POLL	WP140368	Apr-17	17.0	2.6	15.3	100	4.9	0.1	-1.0	21.4	143	88	
111	170782	POLL	ROM RJ 150092	Apr-17	18.6	2.6	13.9	99.8	5.7	-0.1	0.7	21.6	155	88	
112	170912	POLL	WP140368	Apr-17	18.4	2.6	14.3	100	2.3	0.1	-0.7	22.3	138	72	
113	170595	POLL	GG150891	Apr-17	17.7	2.4	13.3	99.5	6.4	-0.5	-1.0	28.1	157	101	
114	170997	POLL	WP134118/WP130518SYD	Apr-17	16.7	2.3	13.6	100	6.5	-0.2	-0.3	17.4	149	101	
115	170663	POLL	Moorundie 007	Apr-17	18.5	2.8	15.3	99.8	5.7	-0.5	0.3	20.2	149	97	
116	170422	POLL	GG150825	Apr-17	20.0	3.7	18.5	98.8	7.8	-0.7	-0.6	23.0	149	95	
117	170516	POLL	GG150891	Apr-17	18.1	2.7	14.9	99.5	2.6	-0.8	-1.1	31.6	152	91	
118	170874	POLL	WP140368	Apr-17	19.0	3.1	16.4	99.2	5.6	0.3	-0.7	29.0	147	94	
119	170003	POLL	GG120018	Apr-17	17.7	3.1	17.5	99.8	6.9	-0.4	-0.5	28.7	157	103	
120	170179	POLL	GG130418	Apr-17	17.5	2.3	13.0	100	9.2	-0.3	-1.1	20.5	146	109	
121	170048	POLL	GG120018	Apr-17	18.5	2.8	15.1	99.5	6.9	-0.2	-0.1	24.0	151	98	
122	170944	POLL	WP140368	Apr-17	16.2	2.3	14.0	100	5.9	0.0	-0.6	20.4	153	102	
123	S172065	POLL	WP140368	Sep-17	18.8	2.6	13.6	99.8						82	
124	S171892	POLL	GG150825	Sep-17	17.6	2.5	14.2	99.8						80	
125	S172087	POLL	WP140368	Sep-17	20.0	2.8	13.9	99.5						86	
126	S171902	POLL	GG150825	Sep-17	19.4	3.1	15.8	99.8						79	
127	S171965	POLL	WP130518	Sep-17	18.3	2.4	13.3	100						78	
128	S171961	POLL	WP130518	Sep-17	19.1	2.3	12.0	100						74	
129	S171992	POLL	WP130518	Sep-17	20.2	3.6	18.0	99.5						79	
130	S171856	POLL	GG150825	Sep-17	19.5	3.1	15.7	100						80	

 Top 5% - Industry Trait Leaders

 Top 10% - Industry Trait Leaders

 Top 20% - Industry Trait Leaders

